

Managing Fatigue: It's about sleep - stupid

Drew Dawson Ph.D. (Corresponding author)

Kirsty McCulloch

ABSTRACT

Fatigue has increasingly been viewed by society as a safety hazard. This has led to increased regulation of fatigue by governments. The most common control process has been compliance with prescriptive rule sets. Despite the frequent use of prescriptive rule sets, there is an emerging consensus that they are hazard control, based on poor scientific defensibility and lack of operational flexibility. In exploring potential alternatives, we propose a shift from prescriptive HOS limitations toward a broader safety management system approach. Rather than limiting HOS, this approach provides multiple layers of defence, whereby fatigue-related incidents are the final layer of many in an error trajectory.

This review presents a conceptual basis for managing the first two levels of an error trajectory for fatigue. The concept is based upon a prior sleep/wake model, which determines fatigue-risk thresholds by the amount of sleep individuals have acquired in the prior 24 and 48 hours. In doing so, managing level one of the error trajectory involves the implementation of systems that determine probabilistic sleep opportunity, such as prescriptive HOS rules or fatigue modeling. Managing level two, requires individuals to be responsible for monitoring their own prior sleep and wake to determine individual fitness for duty. Existing subjective, neurobehavioral and electrophysiological research is reviewed to make preliminary recommendations for sleep and wake thresholds. However, given the lack of task- and industry-specific data, any definitive conclusions will rely in post-implementation research to refine the thresholds.

KEYWORDS

Fatigue, prior sleep, wakefulness, safety, management, prescriptive rules, hours of service

GLOSSARY OF TERMS

Fatigue for the purposes of this review all references to fatigue imply mental fatigue unless specifically indicated otherwise

HOS Hours of Service

OH&S Occupational Health and Safety

SMS safety management system

FRI fatigue-related incident

FRE fatigue-related error

PSWM prior sleep/wake model

BACKGROUND

Mental fatigue associated with working conditions has been identified as a major occupational health and safety risks in most developed nations. In part, this has been driven by scientific evidence, indicating an association between increasing fatigue and declines in cognitive function [1, 2], impaired performance [3, 4], increasing error rates [5, 6] and ultimately, reduced safety [7, 8]. Accordingly, governments and safety professionals have argued that mental fatigue is an identifiable work place hazard that warrants regulatory attention.

Traditionally, efforts in fatigue risk management have attempted to reduce fatigue-related risk through compliance with an agreed set of rules governing hours of work. In the U.S. these are generally referred to as hours of service (HOS) rule. At the most fundamental level, regulation has involved the prescription of maximum shift and minimum break durations for individual shifts or work periods. In addition, some industries and organizations have supplemented individual shift rules with supra-shift rules that further restrict the total number of sequential shifts or cumulative hours worked in a given period (e.g. week, month or year)[9, 10]. These limitations have typically been imposed coercively via a regulatory body or 'voluntarily' through a labor contract [11, 12].

The traditional prescriptive HOS approach most probably derives from earlier regulatory approaches for managing physical rather than mental fatigue. In the early part of the 20th century, OH&S hazards related to physical fatigue were managed primarily by regulating the duration of work and non-work periods. Previous research had indicated that physical fatigue accumulates and discharges in a broadly monotonic manner with respect to time [13]. As such, managing physical fatigue by limiting work hours and break periods was both scientifically defensible and operationally practical.

While the application of prescriptive duty limitations may have been an appropriate control for physical fatigue, we do not believe the same can be assumed for mental fatigue. It is common to use analogous approaches for the regulation of a new hazard. However, in the case of mental fatigue, this approach incorrectly assumes that the determinants of mental fatigue are similar to those for physical fatigue [14]. While it is true that mental fatigue does, in part, accumulate in a relatively linear manner [15], there are significant additional non-linearities driving the dynamics of fatigue and recovery processes for mental fatigue.

Circadian biology, for example, influences the dynamics of fatigue accumulation and recovery in a way that produces significant non-linearities [16]. For example, prescriptive limitations on shift duration generally assume that a break of a given length has a uniform recovery value with respect to mental fatigue. While this may be relatively true with respect to physical fatigue, it is demonstrably not the case with respect to mental fatigue. Indeed, providing the same length of time off during the subjective day, as opposed to subjective night, will result in a significantly reduced amount of recovery sleep [17].

In our opinion, estimating the level of mental fatigue associated with a given pattern of work is linked more to the timing and duration of sleep and wake within the break, rather than the duration of the break alone. Although there is clear scientific evidence to support this notion, few regulatory models acknowledge it explicitly. As depicted in figure 1, it is our view that regulatory models based only on shift duration are unlikely to produce congruence between what is safe and what is permitted and what is unsafe and not permitted.

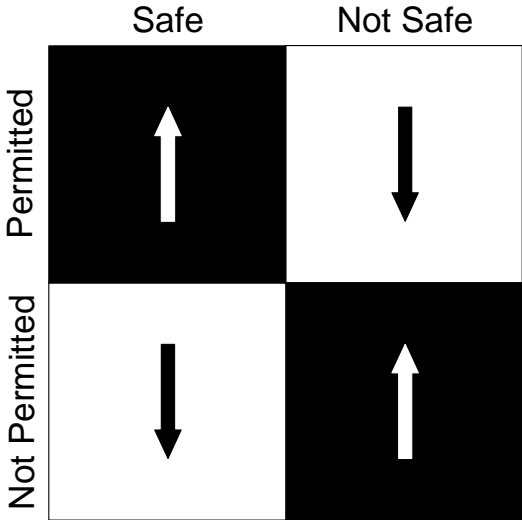


Figure 1. Effective regulatory models should provide congruence between what is safe, and permitted as well as what is unsafe, and not permitted. This is often not the reality with traditional prescriptive HOS regulatory approaches.

The relationship between the recovery value of non-work periods (vis-à-vis mental fatigue) and the actual amount of sleep obtained has become increasingly complex in recent years. In addition to the biological limitations of this approach, increases in total working hours, lengthening of shift durations from eight to twelve hours, and concomitant reductions in breaks from sixteen to twelve hours [18] have significantly restricted the opportunity for

sleep. Furthermore, changes in workforce demographics and the social use of time in and outside the workplace have exerted additional downward pressure on the amount of time individuals choose to allocate for sleep [19].

RECENT TRENDS IN FATIGUE MANAGEMENT

As outlined above, many of the current approaches to fatigue management have focussed on hours-of-service. However, these approaches may be of limited value in the systematic management of fatigue-related risk. This has been particularly highlighted by recent research and policy initiatives in the US [11] Australia [20-22], Canada [23] and New Zealand [24, 25]. In these jurisdictions, there is an emerging, albeit controversial, view that we might more usefully explore alternatives to prescriptive models of fatigue management. Moreover, relative to traditional prescriptive approaches, alternative approaches may hold significant potential for improved safety and greater operational flexibility.

To date, most alternative approaches to prescriptive HOS embed fatigue management within the general context of a Safety Management System (SMS) and arguably provide a more defensible conceptual and scientific basis for managing fatigue-related risk as well as the potential for greater operational flexibility [26, 27]. This is in marked contrast to current HOS models whose roots are inextricably bound up in the history of their labor relations process where the primacy of short-term financial factors has frequently distorted safety outcomes [28, 29].

Despite the theoretical attraction of alternative approaches to prescriptive HOS, many commentators have, with good reason, expressed reservations about their actual benefits in practice. For example, an increase in the flexibility of HOS regulation has often been interpreted (by employees and their representatives) as a disingenuous attempt to deregulate or subvert current or proposed HOS rules. Conversely, tightening of HOS regulation to reduce fatigue has sometimes been interpreted (by employer groups and their advocates) as a disingenuous attempt to leverage better pay and conditions, rather than improve safety [27].

For the last few years, our research group has conducted extensive consultation with industry stakeholders and regulators in several countries and in a variety of industries, to understand how fatigue might best be managed

using alternative approaches. In doing so, we have canvassed two broad approaches. First, the modification of traditional prescriptive HOS regulations to ensure they address matters related to legal and scientific defensibility as well as operational flexibility. Second, we have considered alternative regulatory models that might be used as the basis of a new approach that meets the previously mentioned goals of scientific defensibility and flexibility.

Our objective was to establish a well-structured view of how fatigue might best be regulated, as well as the most appropriate way in which such reform might be achieved at the practical level.

On the basis of discussions with industry, we believe there is an emerging consensual view that:

- Given the diversity of modern organizational practice, a traditional prescriptive HOS approach may not be the most appropriate or only way to manage fatigue-related risk;
- Alternative approaches to prescriptive HOS for fatigue management have significant potential to improve operational flexibility and safety;
- Alternative approaches also hold significant potential to be abused by organizations or individuals for whom regulatory enforcement is a low probability event and/or the consequences of non-compliance are trivial;
- Alternative approaches will require a significant maturation in organizational and regulatory culture if they are to be successful in reducing fatigue-related risks to the community; and
- There should be a standard methodology of measuring outcomes and program efficacy.

AN ALTERNATIVE APPROACH TO PRESCRIPTIVE REGULATIONS

On the basis of discussions with key industry and regulatory stakeholders, it is our view that the most appropriate solution for effective fatigue management, is to expand the regulatory framework from a prescriptive HOS approach and to permit certain organizations to use a Safety Management Systems (SMS) approach. This would be based on existing occupational safety and health standards, practices and principles (e.g. Canadian OH&S act; the OHSAS 18001; the Australian/New Zealand standard for occupational health and safety management

systems AS/NZS 4801:2001) [30-32]. From this perspective, fatigue would be managed as an 'identifiable OH&S hazard' and would be one part of a more general organizational SMS.

It may also be useful to expand our use of a prescription/compliance perspective to include approaches that emphasize outcomes. That is, rather than prescribing one universal rule set, the management of safety risks could be effectively achieved in a variety of organization- or industry-specific ways. In doing so, it would be the responsibility of each organization or industry to develop a fatigue risk management 'code-of-practice, and through formal review processes, continue to refine and improve the safety environment vis-à-vis fatigue. According to this view, the role of regulation would be to legislate for an outcome (e.g. a reduction in fatigue-related risk) rather than assume that compliance with a prescriptive HOS standard implies, and ensures, a given level of safety.

To date, most examples of outcome-based systems for fatigue risk management have been developed within the transportation sector. These include the Transitional Fatigue Management Program, developed by Queensland Transport [33]; the Australian Civil Aviation Safety Authority (CASA) Fatigue Risk Management System [22-27]; Fatigue Risk Management Programs of a number of Australian rail organizations [21]; and the North American Federal Railroad Administration [11]. In addition, air traffic controllers in both Australia and New Zealand have used hybrid prescription/outcome-based approaches for several years [24].

Initial pilot studies or projects using outcome-based fatigue risk management have had mixed results with early evaluations suggesting the approach has considerable potential but significant risks associated with poor enforcement and assessment [27]. Furthermore, there has been minimal work assessing their longer-term efficacy or enforceability. Until such projects mature and evaluative research is published, the scientific safety community should continue to develop and refine the conceptual framework that underlies such systems.

Traditionally, and particularly within Europe, it has been common for policy makers (often in conjunction with relevant researchers) to develop recommendations on what are considered acceptable shifts and/or patterns of work. For example, forward rotating shifts [34]; maximum number of sequential working days [35]; length of shift (8, 10 or 12 hours) [36, 37]; and minimum number of days off required for recovery [16]. These, in turn, have been published and subsequently held up as *de facto* standard. Using these standards, shifts are constructed as

either stable roster patterns, or flexible rosters that are constructed from pre approved scheduling features (e.g. no more than four night shifts in a row, or no break less than eight hours). Using this approach, a roster or schedule is deemed acceptable if it does not contain any unapproved features.

The advantage of this approach is that it treats the roster as an integrated whole. The disadvantage is that it makes it difficult to generalize to novel or innovative rosters or schedules. Furthermore, it fails to identify individual differences in fatigue-related risk. This approach assumes, at least implicitly, that the effects of a given shift system are similar for all individuals. That is, it fails to address potential interactions between the shift system and employee demographics. A final criticism is that it fails to distinguish between work-related causes of fatigue and fatigue due to non-work related causes. That is, it is possible for an individual to arrive at work fatigued due to inappropriate use of an adequate recovery period.

To gain the generalisability and flexibility of a feature-based approach, without the disadvantages of inadvertent interaction between features, we would propose a novel methodology for defining the degree of fatigue likely to be associated with a particular roster or schedule. Before we address that approach in detail, it is essential to place the discussion in context. It is particularly important to understand the way we have traditionally approached fatigue management. Notably, that it has been addressed primarily as a labor relations, rather than safety management, issue.

DEVELOPING A CONCEPTUAL FRAMEWORK FOR FATIGUE MANAGEMENT

Most regulatory frameworks to date have not considered fatigue as a hazard to be managed as part of Safety Management System. Instead, fatigue has been managed through compliance with a set of externally imposed prescriptive rules. While this is understandable, there is no reason, other than historical bias, that precludes the use of the same SMS principles that would apply for any other identifiable safety hazard.

Furthermore, we would suggest that this framework provides a sounder conceptual basis for managing fatigue-related risk fatigue management. In addition, it could easily sit within the pre-existing and emerging Safety Management System [SMS] frameworks currently advocated by regulators and safety professionals.

This methodology can be represented using Reason's (1997) [38] hazard control framework. A fatigue-related accident or incident [FRI] is seen as only the final point of a longer causal chain of events or 'error trajectory'. An examination of the error trajectory associated with a FRI will indicate that there are four levels of antecedent event common to any FRI.

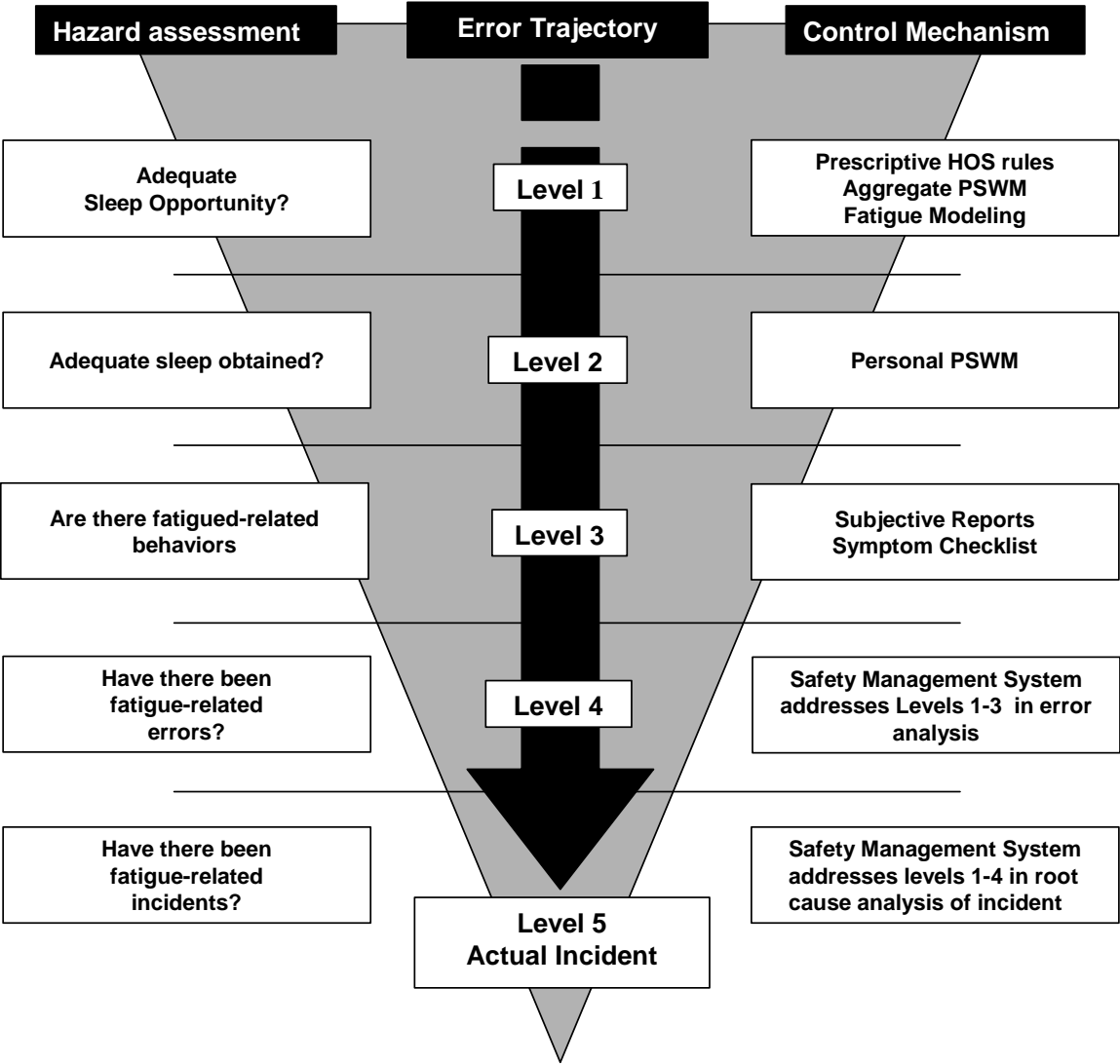


Figure 2. Fatigue risk trajectory. There are multiple layers that precede a fatigue-related incident, for which there are identifiable hazards and controls. An effective fatigue risk management system should attempt to manage each layer of risk.

From figure 2, a FRI is merely the end point of a causal chain of events or 'error trajectory' and is always preceded by a common sequence of event classifications that lead to the actual incident. Thus, a FRI is always preceded by a fatigue-related error [FRE]. Each FRE, in turn, will be associated with an individual in a fatigued

state, exhibiting fatigue-related symptomology or behaviors. The fatigued state in the individual will, in turn, be preceded by insufficient recovery sleep or excessive wakefulness. Insufficient sleep or excessive wakefulness will be caused by either (a) insufficient recovery sleep during an adequate break (e.g. fail to obtain sufficient sleep for reasons beyond their control, choosing to engage in non-sleep activities or a sleep disorder) or (b) by an inadequate break. (e.g. the roster or schedule did not provide an adequate opportunity for sufficient sleep).

Each of the four steps in the general error trajectory for a FRI provides the opportunity to identify potential incidents and, more importantly the presence (or absence) of appropriate control mechanisms in the system. It is also often the case that many more potential incidents (i.e. "near misses") will occur than actual incidents and that these could, if monitored, provide a significant opportunity to identify fatigue-related risk and to modify organizational process prior to an actual FRI.

Potentially, this framework would enable us to identify the root causes of many potential FRI's in a logical and consistent manner. In addition, we can systematically organize and implement effective hazard control measures for fatigue-related risk at each 'level' of control using a systems-based approach. The figure also implies that we can reduce the incidence of fatigue-related incidents by more co-ordinated or integrated control of the antecedent events or behaviors that constitute potential or 'latent' failures of the safety system [38].

Effective management of fatigue-related risk requires a fatigue risk management system (FRMS) that implements task and organizationally appropriate control mechanisms for each point in the theoretical error trajectory. Where an organization fails to develop appropriate controls at each level of the hierarchy, it is unlikely that, overall, the system will be well-defended against fatigue-related incidents.

The figure also provides a useful way of understanding (1) the piecemeal and uncoordinated nature of many regulatory approaches to fatigue management to date; and (2) why unintegrated approaches to managing fatigue related risk (such as sole use of prescriptive HOS rules) may not be entirely successful.

In general, accident investigations have focused primarily on later segments of the error trajectory when trying to identify whether fatigue was a contributing factor. Conversely, when framing regulatory responses to fatigue-related incidents (as a control measure), there have rarely been systematic attempts to address all levels and

few, if any, directed to lower levels of the error trajectory. In doing so, policy makers have assumed that compliance with prescriptive HOS rule sets and other relevant labor agreements, constitutes an effective control measure for fatigue-related risk. As such, even if individual organizations were to achieve explicit compliance (admittedly a farcical assumption in many industries), they implicitly (and erroneously) assume that:

- A rule set can determine reliably whether an individual will be fatigued (or not); and
- Individual employees always use an ostensibly adequate opportunity for sleep appropriately and obtain sufficient sleep.

Since, in many situations, these two assumptions are demonstrably untrue, an effective FRMS must provide additional levels of controls for those occasions when the preceding levels of control prove might ineffective.

As can be seen from recent alternative, systems-approach initiatives, there can be very different intellectual and emotional perspectives on the appropriateness and relative merits of different control mechanisms at a single level of the diagram. For example, in recent years there has been considerable discussion as to the relative merits of fatigue-modelling [39] and the more traditional HOS approaches [34,37]. From the perspective in figure 2, both are only level 1 control strategies that attempt to ensure that employees are given, on average, an adequate opportunity to gain sufficient sleep. Since this is only a probabilistic determination and no hazard control mechanism is perfect, neither will prevent all error trajectories in figure 2 projecting beyond level 1. Thus a system with little or no hazard controls at level 2 or beyond may be quite poorly defended against FREs. Similarly, in a system that has very effective hazard control strategies at levels 2-4, debates about the relative merits of different level 1 strategies could arguably be considered moot.

The following sections of this paper will focus on describing a novel conceptual basis for the development of appropriate control mechanisms for fatigue-related hazards and the scientific justification for such an approach.

As can be seen from figure 2, an effective approach to fatigue management will require a variety of control measures applied at each of the four points on the error trajectory. Thus, an effective FRMS would require control procedures at level 1 of the error trajectory that ensure employees are provided with an adequate opportunity for sleep. It would also require control procedures at level 2 that ensure that employees who are given an adequate opportunity for sleep actually obtain it. At level 3 we need to ensure that employees who

obtained what is considered, on average, sufficient sleep are not experiencing actual fatigue-related behaviors (e.g. due to sleep disorders, non-work demands or individual differences in sleep need). The use of symptom checklists or subjective fatigue scales is an example of control procedures at this level. Similarly, we would need control procedures at level 4 to identify the occurrence of FRE that did not lead to a FRI. Finally, an effective FRMS would require an incident analysis and investigation procedure to identify those occasions when all the control mechanisms failed to prevent an FRI.

The development of appropriate control procedures at level 3 and above is beyond the scope of this paper. These will be addressed in subsequent publications. In this review, we will focus on levels 1 and 2. In particular, we will propose a novel conceptual framework for the design, and implementation of control procedures at levels 1 and 2 of the error trajectory outlined in figure 2. That is, control methods for determining whether:

- a roster or schedule provides, on average, an adequate opportunity to obtain sufficient sleep and
- if so, whether an individual has actually obtained sufficient sleep

EXISTING EFFORTS OF HIGHER-ORDER FATIGUE RISK MANAGEMENT

Historically, the principal level 1 control mechanism has been the development of prescriptive HOS rule systems that purport to provide adequate opportunity for sleep. In recent years there has been an emerging scientific and regulatory consensus that many of our prescriptive shift work rules do not provide a reliable control mechanism that prevents fatigued individuals from unsafe working practices [11, 40]. This is due primarily to a failure to distinguish between:

- non-work and sleep time in determining the recovery value of time-off; and
- the failure to take into account the time-of-day at which shifts or breaks occur [41].

As a consequence, there has been a strong move toward developing different approaches to ensuring an adequate average opportunity to obtain sleep for fatigue risk management. Broadly speaking these can be divided into two groups:

- modified prescription; and

- fatigue modeling

From a practical perspective, it is important to determine whether a given shift system, on average, enables an individual to report fit-for-duty. That is, whether the particular pattern of work provides adequate opportunity for sleep. Recently, fatigue modeling has provided an appealing alternative to traditional prescriptive approaches in that it appears more 'scientific' and it provides a reliable method to determine whether a pattern of work adequately limits waking time and provides adequate opportunity for sleep. For a comprehensive review of existing models, see the 2004 issue of *Aviation, Space, and Environmental Medicine* [42].

While some of the models are extremely useful for predicting average levels of fatigue at the organizational level, they are not particularly useful for determining whether a given individual is fit-for-duty on a given occasion. Specifically, such approaches are unlikely to provide conclusive indications of whether an accident or incident was due to fatigue, because they can tell us nothing about individual behavior on a given day. Thus, while modeling approaches to fatigue risk management represent a significant potential improvement in our capacity to assess general aspects of a schedule, they do not provide controls any higher than level 1 in the error trajectory. Most importantly, they provide little or no guidance for determining the likelihood of fatigue, and therefore fatigue-related risk on a day-to-day basis for individuals within the organization.

There have been some attempts to develop control mechanisms for fatigue at higher levels in the 'error trajectory'. For example, in some regulatory environments individuals have been assigned the right and/or responsibility to override prescriptive guidelines where they believe it is appropriate (e.g. Civil Aviation Order 48 [10]). The difficulty with this requirement is the reliability of self-assessment of fatigue. That is, although people can estimate their level of fatigue or alertness with some degree of reliability, we have very little scientific evidence to support the notion that individuals can use this information to make reliable subjective judgements about the concomitant level of risk or safety and relative fitness-for-duty. It also ignores the very real potential for coercive financial, social and operational pressures to distort effective decision making in this area.

In other jurisdictions, we have seen enthusiastic attempts to introduce the requirement to train and educate employees about fatigue. These initiatives, while well intentioned, assume that training and education in itself will produce beneficial changes in individual and organizational safety behavior with respect to fatigue-related risk.

Despite significant spending in this area, to date, there is little or no published evidence to support the hypothesis that improved knowledge of the determinants of fatigue and potential countermeasures leads to improved hazard control [43].

Given the shortcomings of fatigue modeling and subjective self-estimations of fatigue, we propose a behaviorally-based methodology for assessing fatigue. The model proposed in the remainder of this paper outlines methods for predicting average levels of fatigue at the organizational level, as well as control mechanisms for the more specific, day-to-day risk of fatigue at the individual level within organizations.

PRIOR SLEEP AND WAKE AS THE BASIS FOR A GENERALIZED APPROACH TO ASSESSING FATIGUE

The first point we would make is that we do not yet have a detailed understanding of the relationship between increasing fatigue and risk for many industries and occupations. There is a significant body of laboratory research indicating that increasing fatigue is associated with increases in the probability and/or frequency of certain types of performance degradation on standard measures of neurobehavioral performance [3, 4, 44-46]. However, the best that can be said with particular regard to safety is that increasing fatigue is typically thought to be associated with increasing likelihood of error [5, 47]. Thus, we are not yet at a point where research can be used to clearly articulate the likelihood or typology of errors for specific tasks and/or workplace settings.

At best, we can suggest that based on the published literature:

- Error rates increase exponentially with linear increases in psychometric measures of fatigue [4];
- Errors are broadly comparable in nature and frequency with other forms of impairment (e.g. alcohol intoxication) [48, 49]; and
- We can make only general predications about the susceptibility of certain types of tasks to fatigue-related error.

In view of our lack of a detailed understanding of workplace or task specific risk associated with fatigue, any set of guidelines should be considered provisional, tentative and subject to ongoing refinement on the basis of post-implementation evaluation.

With this caveat in mind, we would suggest that knowledge of the frequency distribution of prior sleep and wake could form a rational basis for determining the level of fatigue an individual is likely to experience within a given shift. Furthermore, there is potential for both individuals and organizations to use this information as the basis for rational decision making with respect to fatigue-related risk. Within this framework, there are two main questions that should be asked. First, is the individual fit-for-duty and acceptably rested to commence work? The second question is predicated on the answer to the first. That is, if an individual is acceptably alert to commence work, for what period of time can they be reasonably expected to work before fatigue subsequently creates an unacceptable level of risk?

As a starting point for this decision, we suggest that a rational FRMS should be based on prior sleep and wake rules, linked to an evaluation of the adequacy of prior sleep and wake. The reasons for this are straightforward:

- Unlike subjective estimates of fatigue, prior sleep and wake are observable and potentially verifiable determinants of fatigue;
- Prior sleep and wake provide a way of integrating individual and organizational measures of fatigue (levels 1 and 2) since systems-based approaches can deal with probabilistic estimates of sleep and wakefulness, and individual employees can make clear determinations of individual amounts of actual prior sleep and wakefulness; and
- Prior sleep and wake measures can be set or modified according to the risk profile associated with specific tasks or workgroups.

In order to determine whether an employee is likely to be fatigued and the required degree of hazard control, we propose a simple algorithm based on the amount of sleep and wake experienced in the 48 hours period prior to commencing work.

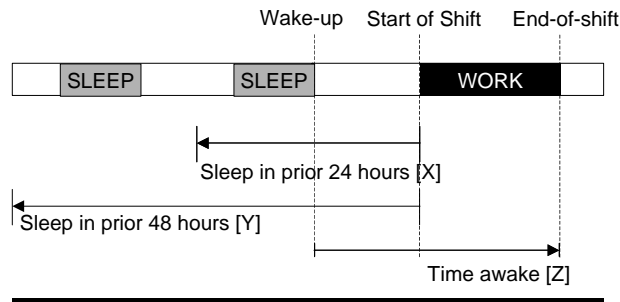


Figure 3. Prior Sleep Wake Model (PSWM). Fitness for work at levels 1 and 2 of effective fatigue risk management can be determined by an algorithm that is comprised of three simple calculations: prior sleep in the last 24- and 48-hours; and length of wakefulness from awakening to end of work.

As can be seen above in figure 3, the algorithm is comprised of three simple calculations. That is:

Prior Sleep Threshold – Prior to commencing work, an employee should determine whether they have obtained:

- a) X hrs sleep in the prior 24 hours; and
- b) Y hrs sleep in the prior 48 hours.

Prior Wake Threshold – Prior to commencing work an employee should determine whether the period from wake-up to the end of shift exceeds the amount of sleep obtained in the 48 hours prior to commencing the shift.

Hazard Control Principle – Where obtained sleep or wake does not meet the criteria above, then there is significant increase in the likelihood of a fatigue-related error and the organization should implement appropriate hazard control procedures for the individual.

A critical aspect of the rules defined above is to create appropriate threshold values for the minimum sleep values for the prior 24 and 48 hours to commencing work and the amount of wakefulness that would be considered acceptable. It is important to note that the thresholds could potentially vary as a function of fatigue-related risk within a workplace. For example, if a given task has either a greater susceptibility of fatigue-related error, or there are significantly greater consequences of a fatigue-related error, the threshold values may be adjusted to a more conservative level.

To our knowledge, there is currently no published data that would enable us to determine appropriate thresholds for specific tasks or industries. However, there is significant literature addressing the consequences of various

levels of sleep restriction and the subsequent effects on standardized measures of sleepiness, neurobehavioral performance, and to a lesser extent, error rates.

As a starting point, we think it is worth examining the literature to try and establish some tentative values for the rules outlined above. It is important to note that these are only starting points for a discussion, and that lab-based studies can only ever provide indicative (as opposed to absolute) values. Over time, data collected in the workplace, with real tasks and actual employees, must be assigned primacy. Until that data exists however, we believe it is reasonable to look to the published scientific literature for initial guidance.

If we examine the research literature addressing minimum sleep and maximum wake thresholds, two broad classes of research study emerge. The first is studies that examine a single night of sleep loss, and the second, studies examining sleep loss over a sequence of nights. These studies typically measure the effect through changes in subjective, neurobehavioral or electrophysiological indices of fatigue, alertness or sleepiness [19, 50].

This distinction is based on the idea that the consequences of sleep loss can accumulate. That is, over sequential nights of sleep loss, relatively small non-significant effects associated with a single sleep loss event may accumulate to produce a significant level of cumulative impairment. Indeed, the chronic partial sleep loss studies reported in recent years clearly confirm this observation [4, 51].

SINGLE NIGHT SLEEP DEPRIVATION STUDIES

One of the first studies examining the effect of a single night's sleep loss on neurobehavioral performance and alertness was Wilkinson and colleagues in 1966 [52]. In this initial study subjects' time in bed [TIB] was restricted to one of six different conditions. Subjects were either given 7.5, 5,3,2,1 or 0 hours TIB. Neurobehavioral and vigilance performance were assessed using a 30-minute vigilance task and a standard serial addition task. The results indicated significant impairment for vigilance below 5 hours TIB and neurobehavioral performance below 3hours TIB.

A subsequent study by Taub and Berger (1973) used a single condition of 5 hours TIB [53]. Compared to baseline, this study essentially replicated the earlier results of Wilkinson et al. That is, vigilance was significantly impaired once TIB fell below 5 hours but there was no significant effect reported on the neurobehavioral performance task. This probably reflects the use of a single 5-hour condition and no greater restriction of TIB as cited above.

Perhaps due to the similarity of result, there was no additional work in this area for nearly 20 years. In 1993, Rosenthal et al. decided to use a similar experimental design but to use electrophysiological rather than behavioral measures to determine fatigue levels [54]. They studied the effect of systematic reductions in TIB on electroencephalographic (EEG) measures of sleepiness/alertness.

In their study, subjects were given 8, 6, 4, or 0 hours TIB. Multiple Sleep Latency Tests (MSLT) carried out across the next day showed that after TIB fell below 6 hours, subjects experienced a significant decrease in subsequent sleep onset latency and, by inference, sleepiness. Indeed, after TIB fell below 6h, the mean latency to sleep onset was in the range 2-7 minutes. Generally this would be considered 'clinically significant' and comparable with levels of sleepiness associated with DOES.

Unfortunately there were no neurobehavioral performance or standard vigilance measures reported in this study so it is difficult to compare with the previous two studies. To date, only one published single night study has simultaneously reported EEG defined sleepiness along with neurobehavioral data [55]. In this study, Gillberg and Åkerstedt combined neurobehavioral performance measures and EEG measures of sleepiness with TIB restricted to 4 hours. Their study broadly confirmed the previous studies using similar subjects. That is, with TIB restricted to 4 hours there was significant impairment of simple reaction times and significant increases in mean sleep onset latencies during the MSLT.

The only other data addressing this area are the chronic partial sleep deprivation studies reported by several authors [4, 45, 51, 56]. It is possible to infer single night sleep loss effects by looking at the data from the first night only. While these studies will be addressed in detail in the section examining the neurobehavioral performance effects of multiple nights of sleep loss, the results from the first night of sleep loss can be added to our discussion of single night studies.

In the first night of these studies we see much the same result as that observed in the other studies reported above. That is, following a single night of sleep loss, there is not a significant level of neurobehavioral deficit until TIB falls below 4 hours per night.

Taken together these studies suggest that the effects of sleep loss depend to some extent on the dependent measure used. In general, EEG measures of sleepiness obtained using sleep onset latency during the MSLT appear the most sensitive measure and cognitively demanding and engaging tasks [e.g. serial addition] the most refractory. Vigilance tasks appear to have an intermediate sensitivity to sleep loss.

Following a single night of sleep loss, it would appear that there is little evidence of a clinically significant reduction in any measure of sleepiness/alertness until TIB is reduced below 6 hours. Most measures show significant clinical levels of sleepiness once TIB is reduced to 4 hours. Between 6 and 4 hours there is some debate based on the measure used (i.e. psychomotor vigilance, reaction time or more complex cognitive tasks); and the degree to which the task is engaging or boring (e.g. serial addition is more engaging than simple reaction time which is, in turn, more engaging than the psychomotor vigilance tasks). Finally, the number of subjects included in the study and the concomitant effect on the statistical power of the experimental design in question fuels the debate on the relative validity of findings.

Given the distinction between TIB, sleep obtained and the need to not be carrying an accumulated sleep debt, it is unlikely that individuals would be significantly impaired at most common work tasks until obtained sleep fell below 5 hours in the preceding 24. There are a number of caveats to this conclusion and they will be addressed at the end of this section.

MULTIPLE NIGHT SLEEP DEPRIVATION STUDIES

Hamilton and colleagues conducted one of the first studies examining the effect of multiple nights of sleep loss on neurobehavioral performance and alertness in 1972 [57]. In their study, TIB was restricted over 4 sequential nights and daytime performance was monitored for the effects on standardized tests of vigilance and neurobehavioral performance task of serial addition. The results indicated that neurobehavioral performance and

vigilance were maintained until TIB fell below 6 hours. In the 4-hour TIB condition both neurobehavioral performance and vigilance were significantly impaired after 4 days. It is worth noting that the relative sensitivity of vigilance and neurobehavioral tasks was similar to that observed in the single night studies with vigilance measures declining more rapidly than neurobehavioral performance.

A further study addressing this issue was reported by Carskadon and Dement in 1981 [51]. In this study, TIB was restricted to 5hrs for 7 days. Using the Stanford Sleepiness Scale, self-reported mean sleepiness was statistically greater after one night, although not to a point that would be considered clinically significant. Using sleep onset latencies during daytime MSLT as an index of sleepiness they observed clinically significant increases in EEG measures of sleepiness (sleep onset latencies less than 10 minutes) after 2 nights. After 7 nights all measures were in the 'pathological' level of sleepiness.

A similar experimental design using neurobehavioral measures was reported by Tilley and Wilkinson (1984) [58]. Using mean simple reaction time as an index of neurobehavioral performance, they observed a statistically and clinically significant decline after the first night and an even greater effect after the second night.

Herscovitch and Broughton (1981) looked at the effects of restricting TIB to 5 hours for 5 nights on a vigilance task [56]. Subjects' performance on a vigilance task was assessed at baseline then after 5 nights. Subjects reported mean sleep durations of 4.6h across the 5 nights of the study and the authors reported a significant decline in vigilance after the 5 days of TIB/sleep restriction. There were no measures reported for the intervening days so it is not possible to interpret the time course of changes across the five days of the study.

Blagrove et. al. (1995) restricted TIB to 5 hours for 6 nights and measured neurobehavioral performance using a battery of four cognitive tasks as well as subjective measures [45]. They reported that mean sleep duration was 4.3 hours and that neurobehavioral performance was significantly impaired after 3 nights on all cognitive tasks except for vigilance. Vigilance did not show a significant decline across the six nights of the study. In general, this study is divergent with the majority of studies cited above. It shows a lower level of sensitivity to restricted TIB and sleep. The reasons for this are not clear but may reflect the measures used or low statistical power in the design.

Dinges et al. (1997) restricted TIB to 5 hours for 7 nights and measured neurobehavioral performance and sleepiness [4]. In their study they reported a significant reduction in psychomotor vigilance performance after the second night and a significant increase in MSLT-determined sleepiness after 5 nights.

More recently Belenky and colleagues (2003) restricted TIB to 3, 5, 7 and 9 hours over 7 days [46]. Psychomotor vigilance and MSLT measures were reported. In this study, there were no significant reductions in neurobehavioral performance or sleepiness until TIB fell below 7 hours. When TIB fell to 5 hours there was a significant decline in psychomotor vigilance after the 3rd night and significantly increased sleepiness toward the end of the week. When TIB fell to 3 hours, neurobehavioral performance declined significantly after the second night and sleepiness increased significantly from the 4th night.

Using a similar experimental design by Van Dongen and colleagues (2003) restricted TIB to 8, 6 and 4 hrs but extended the period during which sleep debt accumulated to 14 days [59]. In this study the authors only reported a single neurobehavioral performance measure, PVT lapses.

It is difficult to interpret this study in detail since the published figures do not include variance estimates. Nevertheless, clinically significant declines in mean neurobehavioral performance appear to exist by the end of the study for the 6 and 4-hour groups but the 8-hour group maintained performance across the study. The rate at which sleep debt accumulated and mean neurobehavioral performance declined were greatest for the group restricted to 4-hour TIB. The 6-hour group also showed a significant decline in performance across the study but at a lower rate. The 4-hour group showed clinically significant declines in psychomotor vigilance performance after 2 days. On the other hand, the 6-hour TIB group maintained performance until the middle of the study (6-8 days) but by the end of the study mean psychomotor vigilance lapses had declined to a point that was approaching clinical significance.

The studies cited above indicate that there is not a clear or definitive answer to the question of how much sleep is sufficient. It would appear that clinically significant declines in neurobehavioral performance and increases in sleepiness appear once TIB for a single night decreases much below 5/6 hours. If TIB is restricted over multiple nights (up to 7), we see clinical impairment once the longer-term average declines below ~6 hours. When sleep

is restricted over 14 nights then we have some evidence that more sensitive measures of neurobehavioral performance (e.g. psychomotor vigilance lapses) show a clinically significant reduction.

There are, however, a number of caveats to this interpretation. The first is related to the distinction between TIB and obtained sleep. In the PSWM we articulated an approach in which we counted the amount of *sleep* obtained rather than *TIB*. The majority of the studies considered above reported manipulated TIB rather than sleep. On the other hand, most of the studies reported mean values for sleep obtained that were very similar to TIB.

Broadly speaking obtained sleep in most of the studies was less than but very close to TIB since sleep was restricted, it occurred at night and sleep debt had frequently accumulated. As a consequence, sleep efficiency was high and TIB and sleep were similar. In addition there was little or no competing social activities that we are aware of.

In view of this, and the need, at least initially, to be conservative from a regulatory perspective, we would suggest that any guidelines derived from the studies above could reasonably substitute minimum sleep required for the TIB values cited in the studies above since, in most cases, these values were within 5-10% of each other.

The second caveat is related to the time of day at which the sleep (or sleep loss) occurs. In all of the studies cited, TIB and therefore sleep loss occurred during subjective night. It is possible that the recovery value of sleep may show circadian variation. At present there is not good data to support or refute this. While it is true that when sleep is attempted at an inappropriate circadian time it is typically reported as more disrupted and shorter and subjects report the sleep to be less satisfying, the relationship between neurobehavioral performance recovery and sleep duration and quality are typically confounded.

There is no doubt that anecdotal and lay perceptions of sleep suggest that sleep of a given duration has less neurobehavioral recovery value per unit time when it occurs at an inappropriate circadian time. On the other hand, while there is good empirical evidence to suggest that sleep duration and architecture are altered when sleep occurs at an inappropriate circadian phase, there is little, if any, evidence to indicate that the neurobehavioral recovery value of sleep is altered by changes in sleep architecture independent of sleep duration.

It is worth noting that the lack of such evidence reflects the dearth of studies addressing the question rather than a failure of previous studies to identify a difference. Indeed, future research should attempt to answer this, as it is, in our opinion, an important theoretical question. We are not suggesting that changes in the circadian timing of sleep do not alter the neurobehavioral performance recovery value of a given sleep duration. We are merely suggesting that until there is data to address this question it would be inappropriate to develop guidelines that implied an effect.

A third caveat is related to the link between the performance decrement measured in laboratory studies and the subsequent inference that a given level of performance impairment or sleepiness is related to safety in some simplistic linear manner.

The final caveat is that neurobehavioral performance or sleepiness is typically reported as a mean for the subsequent day. In fact, neurobehavioral performance and sleepiness were measured at multiple time points across the day and then averaged to provide a more stable estimate. In practice, sleep restriction produces a reduction in mean values of neurobehavioral performance and sleepiness but these variables show a non-random time course across the day. Typically performance across the subsequent day shows a monotonic change such that fatigue increases as a function of the initial level of fatigue [due to sleep loss] and then its subsequent trajectory increases over the waking period. In general, this will increase as a function of wake duration period and the circadian time at which wake occurs.

EXTENDED WAKEFULNESS STUDIES

The section above detailed the scientific evidence supporting the idea of a minimum sleep threshold consistent with the requirement for a safe system of work. In this section we will address the methodology for limiting prior wake to ensure fatigue levels are not above a given threshold. As a starting point for this discussion we would like to put forward the following argument.

First, that the fatigue 'clock' starts 'ticking' from the moment of wake and continues 'ticking' until the next sleep period. It does not, as is often implied in prescriptive regulatory systems, start 'ticking' at the point that an individual employee starts work.

As a consequence, the point at which fatigue is likely to become problematic is more directly related to the duration of wakefulness and only indirectly to the length of the work period. Hours of service only mediate fatigue via alterations to prior sleep and wake durations. Relative to shifts occurring late in the wake period (e.g. afternoon and night), shifts starting early in the wake period (morning) can go for longer before fatigue becomes will become a problem. Hence our view that assessing the likelihood of fatigue should focus on prior wake rather than HOS.

Second, sleep is a 'recovery process' for wake. That is, during sleep we recover from fatigue and, as a corollary, sleep enables us to 'buy' a certain amount of subsequent wakefulness above a given threshold. This implies a linear relationship between sleep and alertness; that alertness increases as a function of prior sleep. Based on the theoretical modeling work of Van Dongen and colleagues (2003), it would appear that under normal entrained circumstances a nominal eight hours of sleep will typically 'buy' about sixteen hours of wakefulness [59]. That is, each hour of sleep 'buys' about two hours of wakefulness.

The theory of 'sleep buys wakefulness' is further supported by an earlier study by Bonnet (1991), which examined the usefulness of prophylactic naps in operational settings [60]. Nap lengths of 0, 2, 4 and 8 hours were tested to determine subsequent effects on alertness and performance. The results indicated that on average, the benefits of given nap period positively impact alertness and performance for approximately double the length of the nap taken. Furthermore, such benefits continue to accumulate in a linear fashion for naps as long as 8 hours.

It is important to note that this is an average value and that this may vary according to (a) elapsed time (i.e. it varies in a monotonic but non-linear manner) and (b) the time of day at which the wake period occurs. For example, a period of extended wakefulness occurring in the mid afternoon may be associated with less sleepiness than the same period of wakefulness occurring in the early hours of the morning. It is also important to note that a neurobehavioral performance recovery half life for sleep has been estimated at approximately two hours [59] so it may be the case that the initial hours of sleep may actually 'buy' more than two for one and that

the last 4 hours may buy proportionately less. However, since real world shift systems rarely restrict sleep to less than 3-4 hours this simplification may not create a significant problem in practice.

If however, an individual has less than the nominal six hours sleep then the previous section indicates that their average subsequent fatigue (inferred from neurobehavioral performance and sleepiness) will be increased. With a reduction in sleep, an individual will start the next work period with a residual sleep debt and, on average, be more tired. In addition, we would suggest, that, relative to a given threshold, they would be able to sustain alertness for less time compared to the individual who had their nominal eight hours.

Using the general (and admittedly simplistic) principle that each hour of sleep 'buys' two hours of subsequent wakefulness we would suggest that the ability to 'sustain alertness' is decreased by two hours for each hour of sleep loss. Thus, the individual who has reduced their sleep by 2 hours could maintain alertness above a given threshold for a period of only 12 hours [i.e. $16 - (2 \times 2) = 12$]. In view of the potential to carry a residual sleep debt into a subsequent work period, we have suggested that there be a one-to-one relationship relative to sleep in the preceding 48h. That is that we set the wake threshold relative to the total hours of sleep in the 48 hours prior to commencing work rather than a two-to-one relationship for the prior night.

It is acknowledged that scientific evidence to support, or refute, our parameterization of this rule is limited. We would, nevertheless, suggest that the general principle is probably sound (i.e. that sleep loss reduced the duration that one can sustain alertness) and is unlikely to be considered controversial. That is, less sleep will reduce the time that one can sustain alertness.

On the other hand, unpublished data reported by Balkin's group (Balkin, private communication) suggests that the rate at which fatigue accumulates across the day does vary as a function of prior sleep loss and in a manner consistent with the principles outlined above. That is, increasing prior sleep loss (a) increases average fatigue levels and (b) the rate at which fatigue accumulates across the day.

Discussion of the wake threshold is more likely to focus on the parameterisation of the rule rather than the rule *per se*. Thus, it may be the case we need an additional offset value for wake based on factors related to the individual risk profile of the work task. For example:

Wake threshold = sleep in prior 48 hours \pm C hours

Therefore, we would suggest that the principles underlying the rule are sound and that appropriate experimental studies could provide data that would enable the rule to be parameterized in detail.

In its current format the rule suggests that fatigue is likely to be a problem from the time that prior wake exceeds the amount of sleep in the 48 hours prior to commencing work. Thus, in an individual who has obtained 16 hours of sleep in the 48 hours prior to commencing work, fatigue would be considered a potential hazard after 16 hours of wakefulness. In practice, this would suggest that fatigue is likely to become a problem after up to 12-14 hours for shifts commencing very close to the time of wakeup. However, for shifts finishing close to the normal sleep onset time, the rule would indicate that fatigue is a potential problem after eight hours. In the case of a night shift with 14-16 hours of prior wakefulness the rule would suggest that fatigue is a potential problem across the entire shift.

AGGREGATING PRIOR SLEEP WAKE MODEL DATA

The prior sleep wake model (PSWM) rules have been conceptualized initially as a method of insuring personal responsibility for fatigue risk management at the individual level. However, it is also possible for data obtained from these rules to be collected systemically by workgroups and or organization as a whole. The benefit of the PSWM is that it relies on relatively objective behavioral measures that are meaningful, observable and easily determined at the individual level and, where appropriate systems exist, across an entire group or organization. Furthermore, these measures could potentially be aggregated across an organization to provide the basis of a sound statistically based approach to estimating the amount of sleep and wakefulness associated with an actual or proposed schedule.

Moreover, this would provide the basis for integrating much of the fatigue-modeling work that has been developed in recent years. Since most of these models estimate fatigue based, at least in part, on the timing of work and/or sleep, the PSWM would provide statistical measures on average timing and duration of sleep in actual workplaces on specific tasks. Using this data, it would be possible to use the collection of prior sleep wake data

to develop statistical models on the distribution and timing of sleep (and therefore statistical distributions of prior sleep and wake) and to estimate the amount of sleep obtained by people working a particular type or class of schedules. This in turn could be used to estimate statistical distributions of estimated fatigue in workplace populations.

SUMMARY AND CONCLUSIONS

In recent years, community perceptions of fatigue-related risk have changed. Increasingly, fatigue-related incidents are viewed as unacceptable. As a consequence, there is greater, albeit inconsistent, reactive political pressure to regulate HOS as a means to reduce the likelihood and consequence of FRE. This pressure is often antithetical to parallel economic and social imperatives driving work intensification and improvements in income and productivity.

While prescriptive HOS limits to shift and break durations have traditionally been used to prevent fatigue-related incidents, there is an emerging consensus that they are an inappropriate hazard control mechanism because they are not scientifically defensible, expensive to enforce, and the short-term costs associated with their implementation can produce compliance disincentives for both employees and employers.

These disincentives have made it difficult to get political consensus on the best way for the community to manage fatigue-related risk. In an attempt to address this stand-off, there has been increasing pressure to propose more focused control mechanisms that minimize the subsequent impact on income and operational flexibility.

It is our view that this impasse can best be resolved by a shift away from prescriptive HOS approaches to one in which fatigue is no longer managed as an industrial or labor relations issue but rather, as part of an organizations overall SMS.

From this perspective, fatigue related accidents or incidents are seen as the final segment in a causal chain of events or error trajectory. Within the error trajectory there are four identifiable segments common to all fatigue-related incidents. At the earliest levels of the error trajectory are segments related to (1) the provision of an

adequate opportunity to sleep and (2) appropriate utilization of a sleep opportunity [break period]. In this review we have proposed a novel methodology that enables organizations to take an integrated approach to determining whether they have appropriate control procedures at level 1 or 2 of the proposed fatigue-related error trajectory.

The basis to this methodology is the prior sleep wake model (PSWM). The conceptual basis to this model is that fatigue is better estimated from prior sleep/wake behavior than from patterns of work. Using this model, an organization can define task specific thresholds for sleep and wakefulness based on the amount of sleep obtained in the 24 and 48 hours prior to commencing work. Where aggregate or individual sleep/wake values fail to reach pre-designated thresholds, the increased likelihood of fatigue would require a greater level of hazard control to prevent an actual incident from occurring (levels 3 and 4).

At level 1 of the error trajectory organizations are required to manage the opportunity for sleep probabilistically. In general, prescriptive rule sets or fatigue modeling are the most common ways in which an organization can determine prospectively whether a pattern of work is likely to provide employees with an adequate opportunity to obtain sufficient sleep (*vis-à-vis* the defined threshold). Using this approach, an acceptable roster or schedule is one that is associated with a certain percentage of people on average (e.g. > 95%) having an adequate opportunity to gain the requisite amount of sleep.

At level 2 of the error trajectory, individuals use the PSWM to determine whether they have had sufficient sleep. Since level 1 control mechanisms will allow a pre-determined percentage of employees insufficient sleep (e.g. 5%) the personal PSW calculation will allow them to identify themselves, report this information and the organization can engage in appropriate control procedures at level 3 and above in the error trajectory.

In determining appropriate threshold values for sufficient sleep this review acknowledges that currently, there is a dearth of organization- and/or task-specific data sufficient to answer this question definitively. Indeed it is our view that such data will be collected by organizations in the post-implementation phase.

On the other hand, there is a significant amount of published literature on the subjective, neurobehavioral and electrophysiological effects of sleep loss over a single or multiple nights. We can extrapolate from this data to conclude that it is unlikely that prior to commencing work an individual obtaining less than 5 hours sleep in the

prior 24 and 12 hours sleep in the prior 48h and who is awake for longer than the amount of sleep in the prior 48 hour is likely to be unimpaired at a level consistent with a safe system of work.

In defining this threshold we caution readers that particular occupational tasks may well be more susceptible to fatigue-related error or the consequences of fatigue-related error are so severe as to require threshold values greater than we have specified. Furthermore, these initial values should be viewed as a starting point and subject to revision in the light of actual workplace experience. However, where these thresholds are inappropriate, we should see the systematic projection of error trajectories beyond level 2. That is, despite achieving the requisite threshold levels of sleep the FRMS would continue to observe either

- level 3 factors indicating the occurrence of fatigue-related behaviors or symptoms;
- level 4 factors related to the occurrence of fatigue-related errors; or
- level 5 issues related to the occurrence of actual fatigue-related incidents.

RESEARCH AGENDA

1. The efficacy and viability of existing FRMSs should be evaluated and discussed in terms of future development.
2. Knowledge of the circadian effects on timing of sleep is essential to determine the neurobehavioral performance recovery values of given sleep durations.
3. Experimental studies and applied workplace research designs should be conducted, to enable the prior sleep/wake rule to be parameterized in detail, and refine the appropriateness of the recommended thresholds.

PRACTICE POINTS

1. Fatigue-related risk and errors are increasingly being viewed as unacceptable by society.

2. The most common methodology employed to date for fatigue-risk management has been prescriptive hours of service (HOS) limitations. Recently, the appropriateness of traditional prescriptive rule sets has been found lacking in terms of scientific defensibility and operational viability.
3. An alternative to traditional prescriptive HOS limitations is a prior sleep/wake model (PSWM). The model first requires that organizations provide employees with sufficient opportunity to obtain adequate sleep; and second, that individuals utilize sleep opportunity appropriately to obtain adequate sleep.
4. Due to lack of task- and industry- specific data, it is difficult to definitively determine appropriate sleep and wake thresholds. However, we can make broad assumptions from existing literature that obtaining less than 5 hours sleep in the prior 24 hours, and 12 hours sleep in the prior 48 hours would be inconsistent with a safe system of work. Furthermore, wakefulness should not exceed the total amount of sleep obtained in the prior 48 hours.
5. Individual organizations can determine appropriateness of sleep and wake thresholds through observations of higher-level fatigue symptomology. For example, the presence of fatigue-related behaviors, fatigue-related errors or ultimately, fatigue-related incidents, would be a strong indicator that sleep and wake thresholds require revision.

ACKNOWLEDGEMENTS

We would like to thank Dr Angela Baker, Dr Sally Ferguson and Dr Adam Fletcher for their comments and input on this paper.

REFERENCES

1. Beaumont, M., et al., Slow release caffeine and prolonged (64-h) continuous wakefulness: effects on vigilance and cognitive performance. *Journal of Sleep Research*, 2001. 10(4): p. 265-76.
2. Lieberman, H.R., et al., Effects of caffeine, sleep loss, and stress on cognitive performance and mood during U.S. Navy SEAL training. *Sea-Air-Land. Psychopharmacology (Berl)*, 2002. 164(3): p. 250-61.
3. Harrison, Y. and J.A. Horne, The impact of sleep deprivation on decision making: a review. *Journal of Experimental Psychology - Applied*, 2000. 6(3): p. 236-49.
4. Dinges, D.F., et al., Cumulative sleepiness, mood disturbance, and psychomotor vigilance performance decrements during a week of sleep restricted to 4-5 hours per night. *Sleep*, 1997. 20(4): p. 267-7.
5. Gander, P.H., et al., Hours of work and fatigue-related error: a survey of New Zealand anaesthetists. *Anaesthesia Intensive Care*, 2000. 28(2): p. 178-83.
6. Neri, D.F., S.A. Shappell, and C.A. DeJohn, Simulated Sustained Flight Operations and Performance, Part1: Effects of Fatigue. *Military Psychology*, 1992. 4(3): p. 137-155.
7. Åkerstedt, T., Consensus Statement: Fatigue and accidents in transport operations. *Journal of Sleep Research*, 2000. 9: p. 395.
8. Folkard, S., Black Times: Temporal Determinants of Transport Safety. *Accident Analysis and Prevention*, 1997. 29(4): p. 417-430.
9. Carey, J.C. and J.I. Fishburne, A method to limit working hours and reduce sleep deprivation in an obstetrics and gynecology residency program. *Obstetrics & Gynecology*, 1989. 74(4): p. 668-72.
10. Civil Aviation Safety Authority, CAO 48: Flight Crew Flight and Duty Limits. 1993, CASA.

11. Coplen, M. and D. Sussman, Fatigue and Alertness in the United States Railroad Industry Part II: Fatigue Research in the Office of Research and Development at the Federal Railroad Administration. 2001, US DOT, Volpe Centre: Operator Performance and Safety Analysis Division.
12. Clark, L.D., The Politics of Regulation: A Comparative-Historical Study of Occupational Health and Safety Regulation in Australia and the United States. *Australian Journal of Public Administration*, 1999. 58(2): p. 94-104.
13. Smith, D.J., A framework for understanding the training process leading to elite performance. *Sports Medicine*, 2003. 33(15): p. 1103-1126.
14. Gawron, V.J., J. French, and D. Funke, An Overview of Fatigue, in *Stress, Workload, and Fatigue*, P.A. Hancock and P.A. Desmond, Editors. 2001, Lawrence Erlbaum Associates: New Jersey. p. 581-595.
15. Van Dongen, H.P., et al., Systematic Individual Differences in Neurobehavioral Impairment from Sleep Loss: Evidence of Trait-Like Differential Vulnerability. *Sleep*, 2004. 27(3): p. 423-433.
16. Åkerstedt, T., et al., Sleepiness and days of recovery. *Transportation Research Part F*, 2000. 3: p. 251-261.
17. Dawson, D. and A. Fletcher, A quantitative model of work-related fatigue: background and definition. *Ergonomics*, 2001. 44(2): p. 144-63.
18. Heiler, K., The 'petty pilfering of minutes' of what has happened to the length of the working day in Australia? *International Journal of Manpower*, 1998. 19(4): p. 266-280.
19. Ferrara, M. and L. De Gennaro, How much sleep do we need? *Sleep Medicine Reviews*, 2001. 5(2): p. 155-179.
20. Mahon, G. and T. Cross, *The Fatigue Management Program: Alternatives to Prescription*. 1999, Queensland Transport: Queensland, Australia.

21. Baker, A., Freight Corp: Fatigue Management Program Report. 2000, Centre for Sleep Research: Adelaide, Australia.
22. Civil Aviation Safety Authority, Fatigue Management System Trial. 2000.
23. Rhodes, W. and V. Gil, Development of a Fatigue Management Program for Canadian Marine Pilots. 2002, Transportation Development Centre: Montreal. p. 90.
24. Gander, P.H., Fatigue Management in Air Traffic Control: The New Zealand Approach. Unpublished work, 2000.
25. Gander, P., et al., An Integrated Fatigue Management Programme For Tanker Drivers, in Managing Fatigue in Transportation: Proceedings of the 3rd Fatigue in Transportation Conference, L. Hartley, Editor. 1998, Pergamon: Freemantle, Western Australia.
26. Burgess-Limerick, R. and D. Bowen-Rotsaert, Fatigue Management Program Pilot Evaluation: Phase 2 Wave 3 Report. 2002, Global Institute of Learning and Development Consortium: Queensland. p. 48.
27. McCulloch, K., A. Fletcher, and D. Dawson, Moving toward a non-prescriptive approach to fatigue management in Australian aviation: a field validation. 2003, Civil Aviation Safety Authority: Canberra, Australia.
28. Australian Industrial Relations Commission, "Unreasonable Hours" Test Case. 2002, Australian Industrial Relations Commission: Australia.
29. Australian Council of Trade Unions, Briefing Notes re: Reasonable Hours Test Case. 2001, Australian Council of Trade Unions: Melbourne: Australia.
30. Standards Australia, The Australian/New Zealand Standard for Occupational Health and Safety Management Systems (AS4801). 2001, Council of Standards Australia and New Zealand: Sydney, New South Wales.
31. Canadian Occupational Health and Safety Act, in R.S.O. 1990. 1990.

32. Institute, B.S., Occupational Health and Safety Assessment Series (OHSAS 18001): Occupational Health and Safety Management Systems - specification. 1999, London: British Standards Institute.
33. Queensland Transport, Fatigue Management Program: Discussion Paper. 2001, Queensland Transport: QLD. p. 42.
34. Knauth, P., The design of shift systems. *Ergonomics*, 1993. 36(1-3): p. 15-28.
35. Barton, J., et al., Is there an optimum number of night shifts? Relationship between sleep, health and well-being. *Work Stress*, 1995. 9(2-3): p. 109-23.
36. Lowden, A., et al., Change from an 8-hour shift to a 12-hour shift, attitudes, sleep, sleepiness and performance. *Scandinavian Journal of Work and Environmental Health*, 1998. 24 Suppl 3: p. 69-75.
37. Schroeder, D.J., R. Rosa, and L.A. Witt, Some effects of 8- vs. 10-hour work schedules on the test performance/alertness of air traffic control specialists. *International Journal of Industrial Ergonomics*, 1998. 21(3-4): p. 307-321.
38. Reason, J., *Managing the Risks of Organizational Accidents*. 1997, Aldershot: Ashgate Publishing Ltd. 252.
39. Neri, D.F., Preface: Fatigue and Performance Modeling Workshop, June 13-14, 2002. *Aviation, Space and Environmental Medicine*, 2004. 75(3): p. A1.
40. House of Representatives, *Beyond the Midnight Oil: an inquiry into managing fatigue in transport*. 2000, House of Representatives, Standing Committee on Communication, Transport and the Arts: Canberra.
41. Paley, M.J. and D.I. Tepas, Fatigue and the shiftworker: firefighters working on a rotating shift schedule. *Human Factors*, 1994. 36(2): p. 269-84.
42. Neri, D.F. and S.A. Nunneley, eds. *Proceedings of the Fatigue and Performance Modeling Workshop, June 13-14 2002, Seattle, WA*. *Aviation, Space and Environmental Medicine*. Vol. 75 (3, Section II). 2004, Aerospace Medical Association: Alexandria, VA.

43. Tepas, D., Educational programmes for shiftworkers, their families, and prospective shiftworkers. *Ergonomics*, 1993. 36(1-3): p. 199-209.
44. Lamond, N. and D. Dawson, Quantifying the performance impairment associated with fatigue. *Journal of Sleep Research*, 1999. 8(4): p. 255-62.
45. Blagrove, M., C. Alexander, and J. Horne, The effects of chronic sleep reduction on the performance of cognitive tasks sensitive to sleep deprivation. *Applied Cognitive Psychology*, 1995. 9: p. 21-40.
46. Belenky, G., et al., Patterns of performance degradation and restoration during sleep restriction and subsequent recovery: a sleep dose-response study. *Journal of Sleep Research*, 2003. 12(1): p. 1-12.
47. Lilley, R., et al., A survey of forest workers in New Zealand. Do hours of work, rest, and recovery play a role in accidents and injury? *Journal of Safety Research*, 2002. 33(1): p. 53-71.
48. Dawson, D. and K. Reid, Fatigue, alcohol and performance impairment. *Nature*, 1997. 388(6639): p. 235.
49. Arnedt, J.T., et al., How do prolonged wakefulness and alcohol compare in the decrements they produce on a simulated driving task? *Accident Analysis and Prevention*, 2001. 33(3): p. 337-44.
50. Dinges, D.F., An overview of sleepiness and accidents. *Journal of Sleep Research*, 1995. 4(S2): p. 4-14.
51. Carskadon, M.A. and W.C. Dement, Cumulative effects of sleep restriction on daytime sleepiness. *Psychophysiology*, 1981. 18(2): p. 107-13.
52. Wilkinson, R.T., R.S. Edwards, and E. Haines, Performance following a night of reduced sleep. *Psychon Science*, 1966. 5: p. 471-472.
53. Taub, J.M. and R.J. Berger, Performance and mood following variations in the length and timing of sleep. *Psychophysiology*, 1973. 10(6): p. 559-70.
54. Rosenthal, L., et al., Level of Sleepiness and Total Sleep Time Following Various Time in Bed Conditions. *Sleep*, 1993. 16(3): p. 226-232.

55. Gillberg, M. and T. Akerstedt, Sleep restriction and SWS-suppression: effects on daytime alertness and night-time recovery. *Journal of Sleep Research*, 1994. 3(1): p. 144-151.
56. Herscovitch, J. and R. Broughton, Performance deficits following short-term partial sleep deprivation and subsequent recovery oversleeping. *Canadian Journal of Psychology*, 1981. 35(2): p. 309-322.
57. Hamilton, P., R.T. Wilkinson, and R.S. Edwards, A study of four days partial sleep deprivation, in *Aspects of Human Efficiency*, W.P. Colquhoun, Editor. 1972, English University Press: London. p. 101-114.
58. Tilley, A.J. and R.T. Wilkinson, The effects of a restricted sleep regime on the composition of sleep and on performance. *Psychophysiology*, 1984. 21(4): p. 406-12.
59. Van Dongen, H.P., et al., The cumulative cost of additional wakefulness: dose-response effects on neurobehavioral functions and sleep physiology from chronic sleep restriction and total sleep deprivation. *Sleep*, 2003. 26(2): p. 117-26.
60. Bonnet, M., The effect of varying prophylactic naps on performance, alertness and mood throughout a 52-hour continuous operation. *Sleep*, 1991. 14(4): p. 307-315.